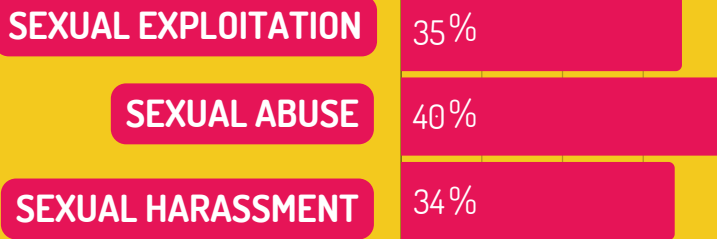
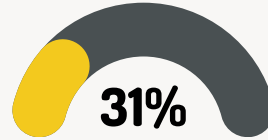


TPOLOGY OF INCIDENTS



Some incidents involve multiple categories, so percentages don't total 100.

REPORTING CHANNEL USED



of incidents reported to **STAFF MEMBERS**

CBCMs were used in 25% of reports

VICTIM/SURVIVORS



36% ARE GIRLS UNDER 18

97% are females. 2% are male. 1% are unknown.

55% of victim/survivors of sexual abuse are girls

Women are most at risk of exploitation & harassment

→ no substantial changes since last report

ALLEGED PERPETRATORS



ARE AFFILIATED PERSONNEL

(contractors, volunteers, partners, incentive workers)

FIELD STAFF account for 20%

MANAGERS account for 8%

RESPONSIVE ACTION TAKEN

ALLEGED PERPETRATORS WERE

DISMISSED IN 32% OF INCIDENTS

SANCTIONED IN 6% OF INCIDENTS


NO RESPONSIVE ACTION POSSIBLE

IN 17% OF INCIDENTS

ASSISTANCE PROVIDED

FOR 30% OF VICTIMS/SURVIVORS

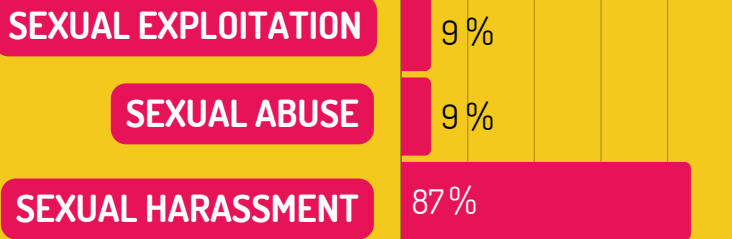
NO ASSISTANCE WAS AVAILABLE



30% DID NOT SEEK ASSISTANCE

→ no substantial changes since last report

TPOLOGY OF INCIDENTS



Some incidents involve multiple categories, so percentages don't total 100.

REPORTING CHANNEL USED



A third of which were PSEAH focal points

Whistleblowing channels

were used in 17% of reports

VICTIM/SURVIVORS



MALES account for 8%

The sex is unknown in other incidents

→ no substantial changes since last report

ALLEGED PERPETRATORS



39% ARE MANAGERS
(18% middle managers, 11% senior managers)

17% ARE INTERNATIONAL

RESPONSIVE ACTION TAKEN

ALLEGED PERPETRATORS WERE

DISMISSED IN 20% OF INCIDENTS

SANCTIONED IN 33% OF INCIDENTS

NO RESPONSIVE ACTION POSSIBLE

IN 17% OF INCIDENTS

ASSISTANCE PROVIDED

42% OF VICTIMS/SURVIVORS

DID NOT SEEK ASSISTANCE

45% ACCESSED **MENTAL HEALTH**

AND PSYCHOSOCIAL SUPPORT

Only 6% received legal assistance

→ no substantial changes since last report