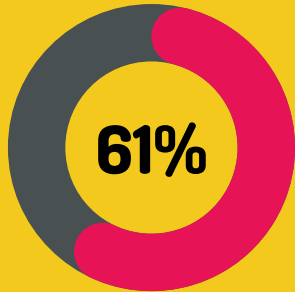


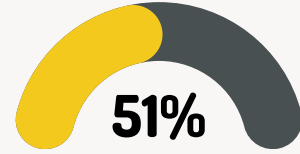
### TPOLOGY OF INCIDENTS



61% OF INCIDENTS  
(3 IN 5) ARE

**SEXUAL  
EXPLOITATION**

### REPORTING CHANNEL USED



51% of incidents reported to a

**STAFF MEMBER**

**CBCMs**

only used in 11% of reports

### VICTIM/SURVIVORS



1 IN 3 IS A **GIRL (UNDER 18)**

**1 in 2** victim/survivor of sexual abuse is a girl

**1 in 3** victim/survivor of sexual exploitation is a girl

93% are females. 7% are males.

### ALLEGED PERPETRATOR



15% HOLD **MANAGERIAL POSITIONS**

(middle managers: 11%; senior managers: 4%)

18% ARE **AFFILIATED PERSONNEL**

(contractors, volunteers, partner staff)

### RESPONSIVE ACTION TAKEN

ALLEGED PERPETRATORS WERE

**DISMISSED** IN 15% OF INCIDENTS

**SANCTIONED** IN 16% OF INCIDENTS


**NO RESPONSIVE ACTION POSSIBLE**

IN 22% OF INCIDENTS

### ASSISTANCE PROVIDED

FOR 27% OF VICTIMS/SURVIVORS

**NO ASSISTANCE WAS AVAILABLE**



31% DID NOT SEEK ASSISTANCE