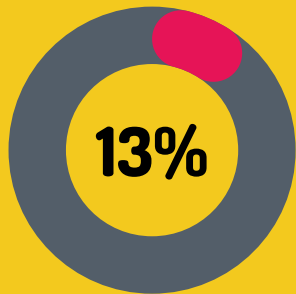
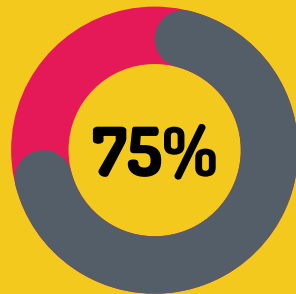


### ALLEGED SEAH PERPETRATORS



International staff



National staff

1 IN 4 WORKS AT THE FIELD LEVEL



1 IN 4 HOLDS A MANAGERIAL POSITION

Out of which, 50% are senior managers

### VICTIM/SURVIVORS

84% ARE WOMEN



1 IN 5 IS A GIRL (UNDER 18)

Girls → most at risk of sexual abuse

Women → most at risk of sexual harassment and exploitation

4% of victims/survivors are males (1 in 3 is under 18)

### REPORTING CHANNEL



54% incidents reported to a staff member of the organisation

CBCMs only used in 7% of incidents

### STATUS OF INVESTIGATION


SEXUAL ABUSE most frequently SUBSTANTIATED

SEXUAL EXPLOITATION less frequently SUBSTANTIATED  
most frequently INCONCLUSIVE

SEXUAL HARASSMENT most frequently UNSUBSTANTIATED

### ACTION TAKEN

1 IN 3 SUBJECTS SEPARATED



1 IN 3 INCIDENTS = NO ACTION TAKEN

Out of which, 50% due to insufficient information to assess the allegation

The infographic is based on 133 incidents reported by members of the Scheme over 12 months, detailed in our [Final Pilot Report](#). These figures are not representative of the total SEAH incidents, prevalence or trends in the aid sector. However, such figures give a glimpse of the different trends that can be produced through the Scheme, and how they can be used.